

Metoikos. Morocco-Spain background report

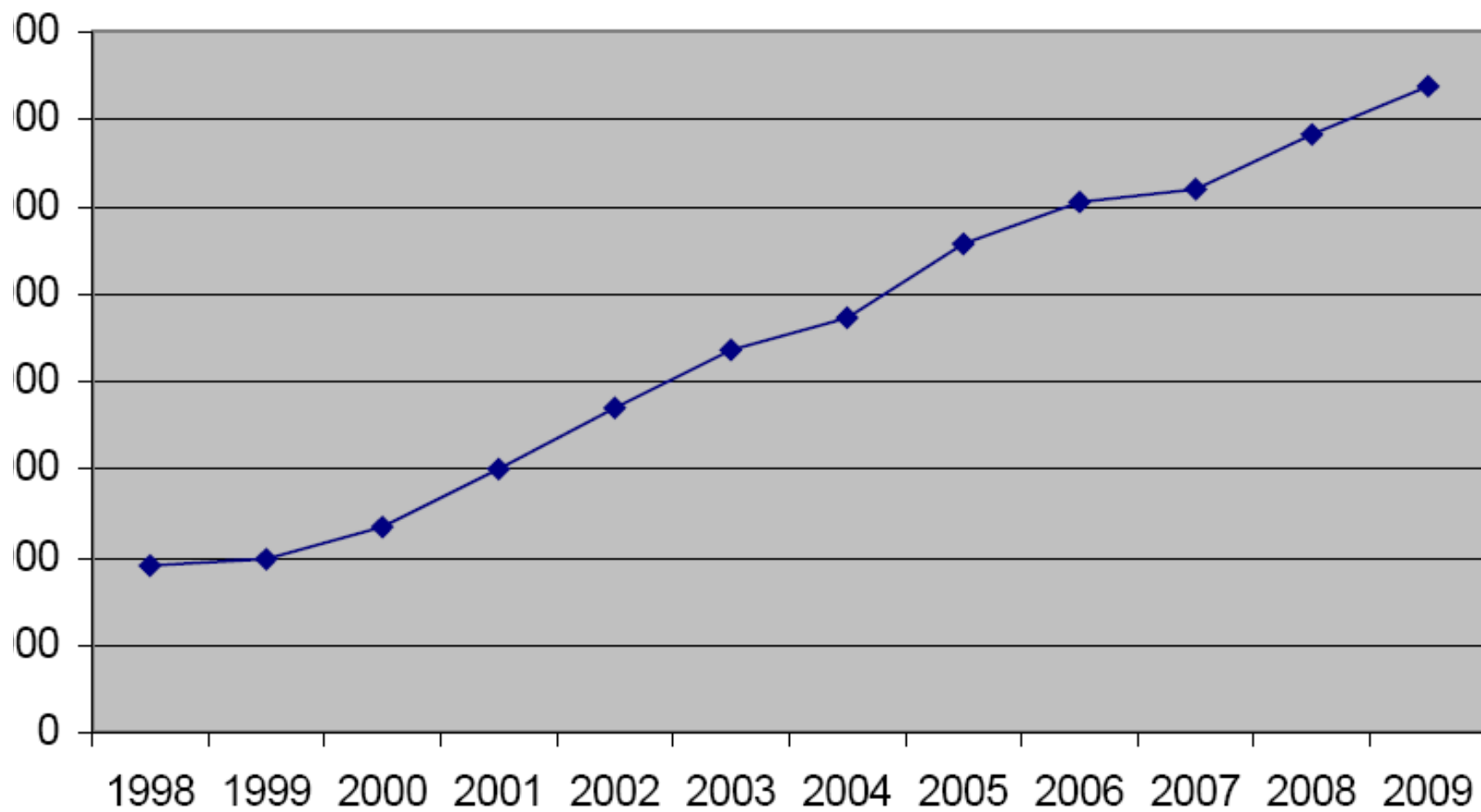
Carmen González Enríquez and
Miguel Reynés Ramón
Real Instituto Elcano



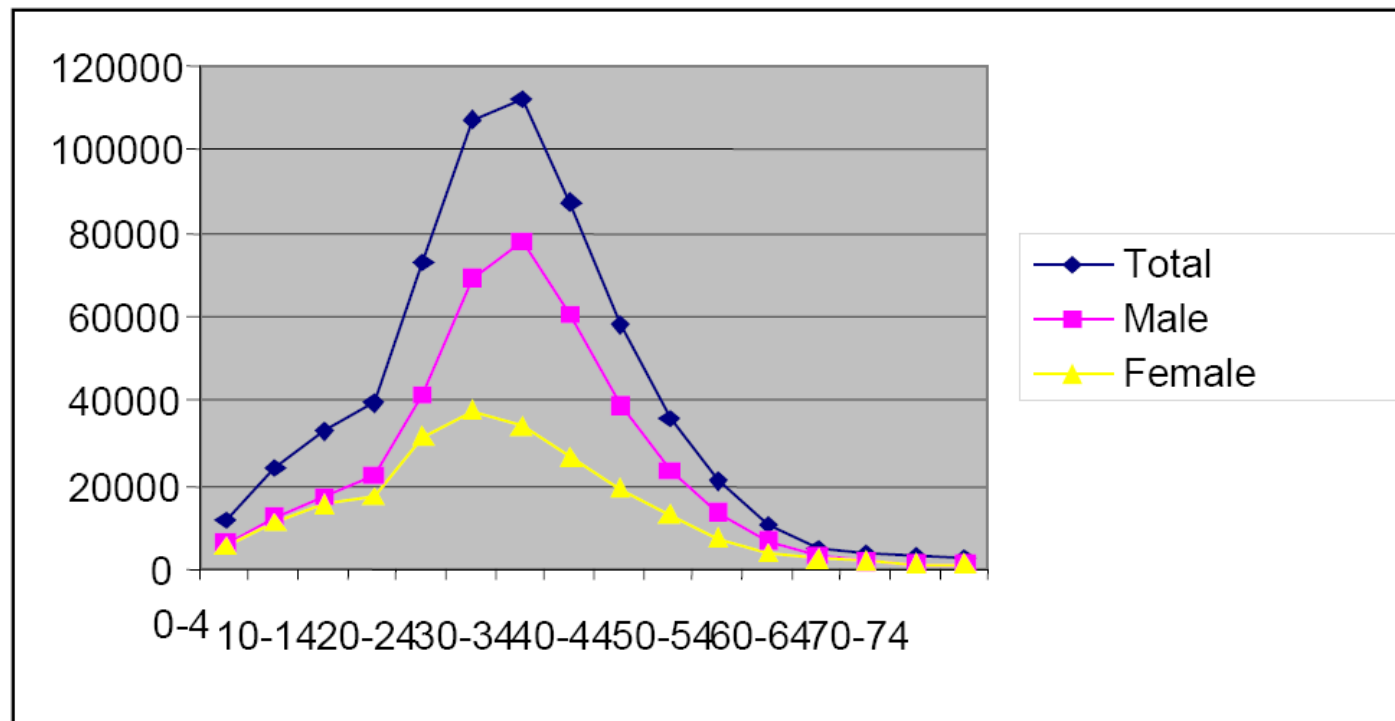
Features of Moroccan immigration

- Moroccans form the oldest migrant community: 14 years of stay as average
- The second biggest one, after Rumanians: 738.000 people (14% of all foreigners)
- Coming from all areas of Morocco but mainly from the North
- A young and mainly male population
- With the lowest rate of naturalization

Moroccan immigrants in Spain



Age and sex structure. 2009



Source: INE Padrón

Insertion in Spain

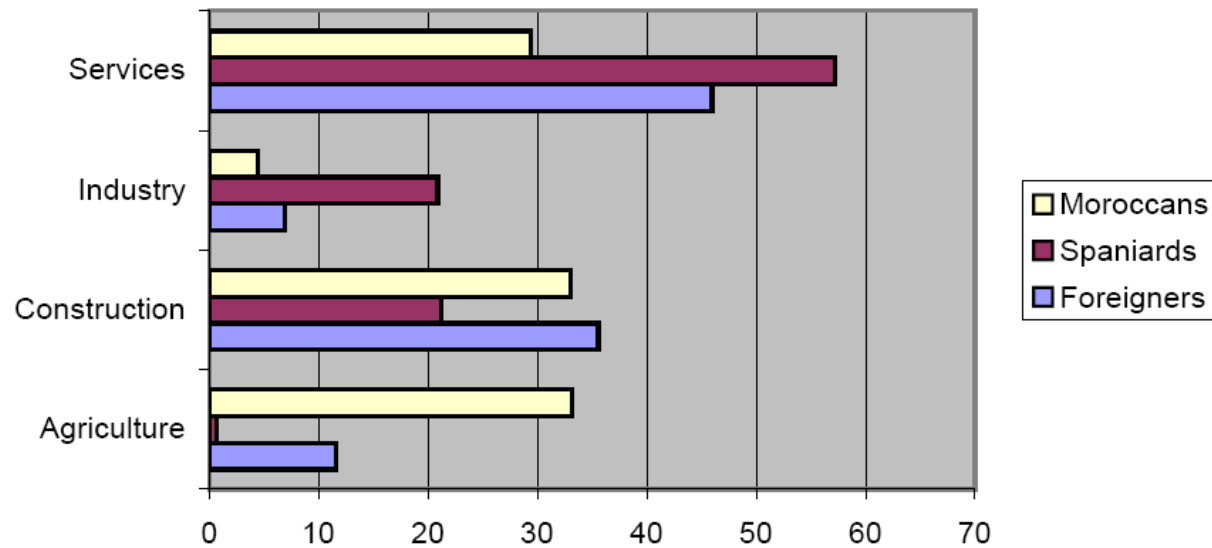
- Concentrated in the Mediterranean coast
- Low level of activity due to the inactivity of women
- Working in the agriculture, construction and domestic help (women)
- Low level of qualification (the lowest in Europe)

Low level of qualification

Table 5. Level of education by region or country of origin

Region or country of origin	% illiterate	% under second	Years of education
Andine countries	0,9	19,5	12
Rest of Latin America	0,4	19,6	13
Asia	2,1	30,3	12
Ecuador	0,4	33,1	11
Africa (Morocco excluded)	18,7	42,2	11
Morocco	21,2	57,7	10

Distribution of male occupied population 2006. General regime of the SS



Lowest position in the occupational structure

Table 8.- Distribution of Workers affiliated to the Social Security among occupational groups (horizontal percentages) Year 2006

	Total	Engineers and administrative or shop staff	Auxiliar administrative staff	Manual qualified workers	Manual nonqualified workers
Foreigners	967.033	3,3	16,8	44,5	35,3
Spaniards	14.171.100	17,8	33,3	32,5	16,4
Moroccans	185.856	0,8	6,8	44,2	48,1

Source: INSS

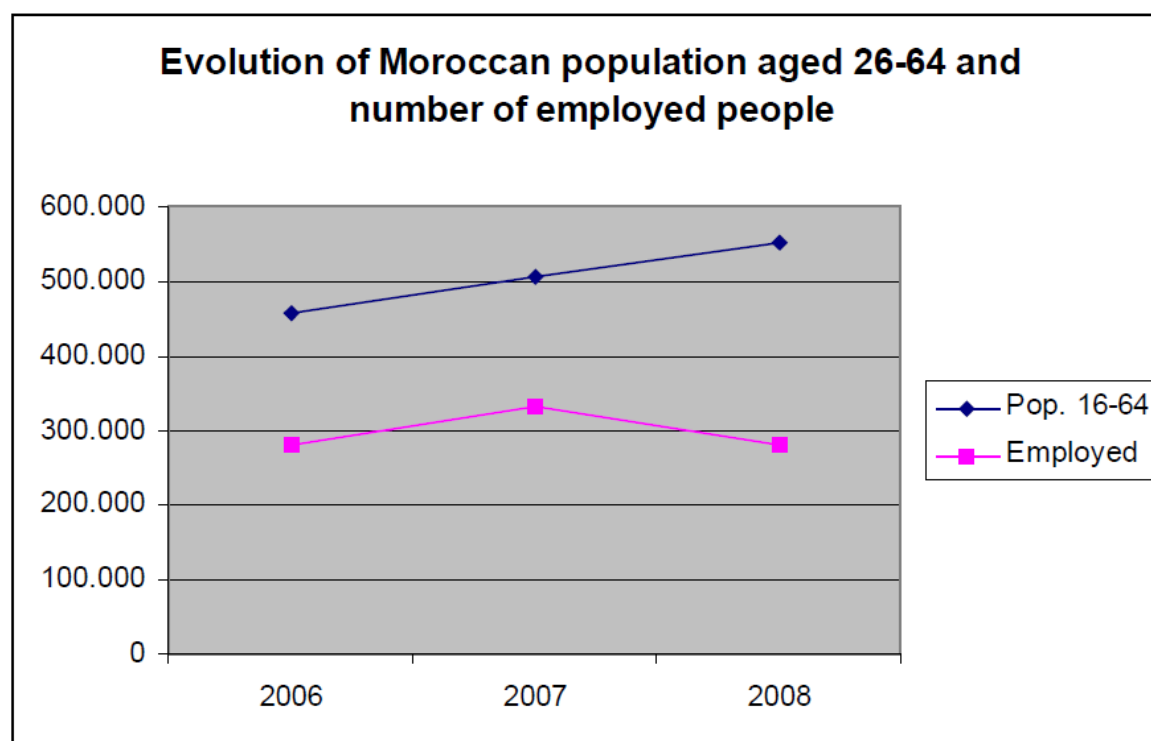
Mutual perceptions and weak integration

- Moroccans form the less valued collective of immigrants
- Terrorist attack of March 2004
- 53% of Moroccans living in Spain think that Spaniards hold a bad or very bad image of them
- Feeling of discrimination: 80% state that it is more difficult for Moroccans to find a job or to rent a flat (67%)
- 29% of Moroccan immigrants recognise that they do not speak Spanish well enough , a percentage only exceeded by Chinese.

Table 4. Percentage of endogamy among immigrants

	Male	Female
Moroccans	86	89
Ecuadoreans	91	78
Other Andine countries	81	61
East europeans (Most of them Romanians)	90	80

The impact of the crisis: rate of unemployment 35%, the biggest among immigrants



Circular migration

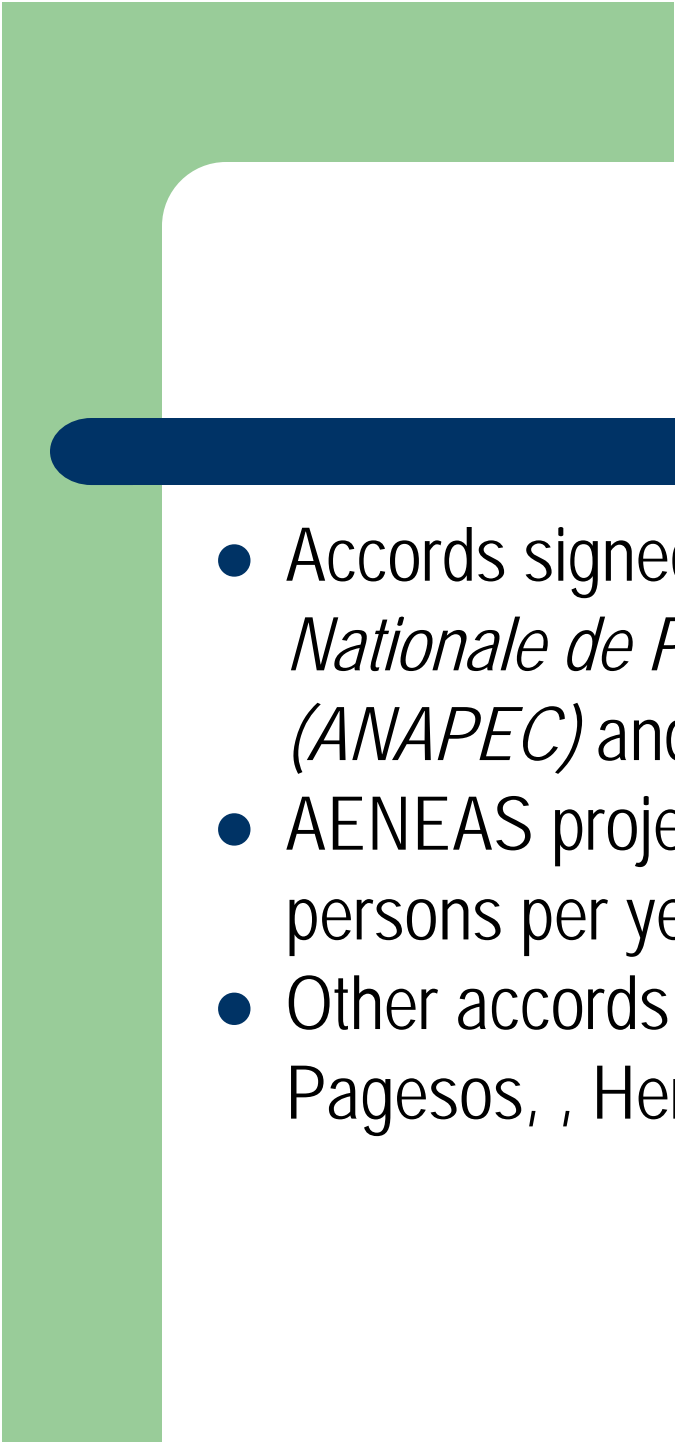

- It has not received scholar attention
- Institutional constraints. Residence permits do not allow circularity
- During the 90`s, irregular migration, circularity possible as irregular behaviour
- Since 2000 restricted to the seasonal works in the agricultural sector: less than 10% of Moroccan migrants in Spain

General accord between Morocco and Spain for the recruitment of workers, signed in 2001 (activated in 2004)

- Communication of offers, professional requirements, travel arrangements and immigrant workers' social rights
- Huelva: strawberries planting and harvesting. Campaign of 2004, 60% not returning to Morocco.
- Since 2005 new criteria in the selection of workers: women with small children. Only 8% did not return

Only a minority of Moroccan migrants is “circular”

Number of Moroccan seasonal workers employed in the agriculture through the Labour Force Accord				
	2006	2007	2008	2009
HUELVA	2778	11043	18.766	760
ALMERIA	118	287	744	404
TOTAL	2.896	11.330	19.510	1.164 + 6000*

- 
- 
- Accords signed between the Moroccan "*Agence Nationale de Promotion de l'Emploi et des Compétences*" (ANAPEC) and some Spanish institutions
 - AENEAS project, City council fo Cartaya (Huelva): 1,000 persons per year
 - Other accords: VIPS, Catalonian Labour Service, Unió de Pagesos, , Hermanos Martín. Not always circular.

The effect of the crisis on circularity

- Spaniards return to agriculture
- The offer of labour for immigrants decreases
- Huelva 2005, strawberry campaigns: 35.000 immigrants
- Huelva 2009: 11.000 immigrants. Most of them Moroccans

Conclusion

- Circular and seasonal migrations are not differentiable
- Circularity as a tool to diminish the negative effect of brain draining: not in Spain, most Moroccan immigration is non-qualified
- Against the design of a framework of circularity: poor integration, bad perceptions
- In favor: mutual dependence between Spain and Morocco