

[Skip to content](#)





















[Skip to search - Accesskey = s](#)

52 States in 8 Months









































European Parliament Election, Part 2

Posted in [Europe](#) by Ulf on May 15, 2009

Yesterday I told you about my results with the [Wahl-o-mat](#). Now I tried a different program, the “[EU Profiler](#)“. On a national scale their results a comparable to what the Wahl-o-mat told me, I'm somewhere between the FDP and the Green party:

	Partei	Übereinstimmung
1	 Die Grünen	74.1 % 
2	 FDP	73.3 % 
3	 SPD	70.8 % 
4	 FW	66.7 % 
5	 Newropeans	64.3 % 
6	 CDU	58.3 % 
7	 Die Linke	57.5 % 
8	 CSU	53.3 % 
9	 REP	33.3 % 
10	 DVU	30.2 % 

It becomes more interesting when they consider parties from all over Europe. There are a lot of parties in Europe that agree with my political opinions much better than those annoying German parties. Here are my three favorites: [Det Radikale Venstre](#) from Denmark, the [Sociaal-Liberale Partij](#) from Belgium and [Democrats 66](#) from the Netherlands. All these parties are very similar. They all are left-liberals, and they all are in their national parliaments. I wish the FDP would focus a little more on sustainability, then we might also get such a party in Germany. Or maybe I just have to move to one of our neighbor countries in Europe?

	Partei	Übereinstimmung
1.	 Det Radikale Venstre	87,5% 
2.	 Sociaal-Liberale Partij	86,6% 
3.	 Democraten 1966	83,9% 
4.	 Istarski demokratski sabor/Dieta democratica Istriana	81,8% 
5.	 Evropská demokratická strana	81,3% 
6.	 Sotsiaaldemokraatlik Erakond	81,3% 
7.	 Zares, nova politika	81,0% 
8.	 Porozumienie dla Przyszłości - CentroLewica (PD+SDPL+Zieloni 2004)	80,4% 
9.	 Partito Democratico	80,4% 
10.	 Centerpartiet	79,8% 
11.	 Magyar Szocialista Párt	79,6% 
12.	 Parti socialiste	79,5% 
13.	 Unie Svobody–Demokratická unie	78,9% 
14.	 Vihreä liitto	78,7% 
15.	 Groen!	78,6% 
16.	 Italia dei Valori	78,4% 
17.	 Lehet Más a Politika	78,1% 
18.	 Eestimaa Rohelised	78,1% 
19.	 Union Progreso y Democracia	78,1% 
20.	 Demokratik Toplum Partisi	77,9% 

My answers to the “EU profiler”-questions were closer to the French socialists than to any German party! I wouldn’t have imagined that...




[5 comments](#)

« [This is election year in Germany!](#)

[Is eco-friendly traveling possible in the United States?](#) »

5 Responses

Subscribe to comments with [RSS](#).

-  **Andreas** said, on May 15, 2009 at [2:03 pm](#)
 the leftish parties are already overrepresented in Germany, please don’t try to dilute the FDP
-  **elke** said, on May 15, 2009 at [5:47 pm](#)
 The french socialists can talk a lot, don’t be to afraid over that result :) Talking and doing can deviate that much..
-  **Din Mor** said, on May 15, 2009 at [6:25 pm](#)
 Man gut, dass Du mit so vielen Parteien übereinstimmst, dann ist es ja nicht gar so schlimm, wenn das mit dem Briefwahrschein nicht rechtzeitig klappt...