

Bailouts, Moral Hazard, and Banks' Home Bias for Sovereign Debt*

Gaetano Gaballo[†]

Ariel Zetlin-Jones[‡]

January 21, 2016

Abstract

We show that an increase in banks' holdings of domestic sovereign debt decreases the ability of domestic Sovereigns to successfully enact bailouts. When Sovereigns finance bailouts with newly issued debt and the price of sovereign debt is sensitive to unanticipated debt issues, then bailouts dilute the value of banks' sovereign debt holdings rendering bailouts less effective. We explore this feedback mechanism in a model of financial intermediation in which banks are subject to managerial moral hazard and ex ante optimality requires lenders to commit to ex post inefficient bank liquidations. A benevolent Sovereign may desire to enact bailouts to prevent such liquidations thereby neutralizing lenders' commitment. In this context, home bias for sovereign debt may arise as a mechanism to deter bailouts and restore lenders' commitment.

*This paper was presented at the November 2015 Carnegie-Rochester-NYU Conference on Public Policy.

[†]Gaballo: Banque de France, Monetary Policy Research Division [DGEI-DEMFI-POMONE], 31 rue Croix de Petits Champs 41-1391, 75049 Paris Cedex 01, France. Email: gaetano.gaballo@banque-france.fr.

[‡]Zetlin-Jones: Tepper School of Business, Carnegie Mellon University, 5000 Forbes Avenue, Pittsburgh, PA 15213. Email: azj@andrew.cmu.edu.

1 Introduction

European banks may have strong incentives to hold European sovereign debt due to regulatory advantages in capital requirements, but Basel III regulations provide little to no additional advantages in favor of home-country debt. However, since the beginning of the European debt crisis, banks' holdings of domestic sovereign debt have increased dramatically across most of Europe¹. Recently, policymakers have expressed concern that banks' increased bias towards home-country debt—so-called home bias—may frustrate their efforts to restrain financial segmentation, one of the main perceived causes of the prolonged economic slowdown in Europe which began in 2010.

A political economy view argues that home bias for sovereign debt emerges because Sovereigns are more likely to default on foreign holdings than on domestic holdings (see [Guembel and Sussman \(2009\)](#) for a recent example). In particular, when sovereign debt is largely held domestically and selective defaults are not feasible², Sovereigns have strong incentives to repay their debt which allows them to sustain larger debt positions. In this sense, Sovereigns benefit from home bias. Nevertheless, if the private opportunity cost of holding domestic sovereign debt is high, the financial sector may have no incentive to acquire this debt. In this case, Sovereigns must use regulation to induce the financial sector to do so (as in [Chari et al. \(2014\)](#) and [Uhlig \(2013\)](#) for example).

In this paper, we analyze a complementary mechanism in which banks' home bias disciplines the Sovereign's temptation to enact bailouts and this home bias may be in the banks' own interest. By acquiring domestic sovereign debt, banks link the value of their assets in part to the credit risk of their domestic Sovereign. Following an adverse shock to banks' private investments, the Sovereign may be tempted to enact a bailout. If (i) such a bailout is financed by new debt issues and (ii) the price of sovereign debt is sensitive to unanticipated debt issues (i.e. increases in debt not already factored into the current

¹See [Asonuma et al. \(2015\)](#) and [Broner et al. \(2014\)](#)

²Either because the presence of secondary markets as in [Broner et al. \(2010\)](#) or because imperfect information on domestic exposures as in [Mengus \(2014\)](#)

debt price), then the bailout may negatively impact the credit risk of the Sovereign which in turn negatively impacts the value of banks' assets. As a consequence, Sovereigns may need to enact larger bailouts when banks exhibit home bias than would be otherwise necessary.

We explore the consequences of this mechanism in a model in which the Sovereign's temptation to intervene in domestic financial markets following adverse shocks, via bailouts, limits the ex ante efficiency of the financial sector. In this context, home bias may emerge as a strategy to reduce the ability of the Sovereign to enact bailouts and thereby impose discipline on domestic policymakers' temptation. Therefore, the financial sector has its own incentives to acquire domestic sovereign debt in favor of more rewarding private assets. We conclude that banks' home bias may be an unintended consequence of domestic financial bailout policies. Surprisingly, we find that this argument helps to rationalize some salient patterns of banks' asset choices and resulting government interventions during the recent European Sovereign debt crises.

We study the link between bailouts and banks' home bias by developing a dynamic model of intermediation subject to moral hazard as in [Holmstrom and Tirole \(1998\)](#) that incorporates a Sovereign with discretion to intervene ex post in domestic financial markets. In this model, ex ante investment choices of a bank (made jointly by its creditors and its owners) impact optimal ex post interventions of the Sovereign. We show that the bank optimally chooses to bias its investment portfolio towards domestic sovereign debt and away from higher return private investments or foreign sovereign debt in order to limit ex post domestic interventions by the Sovereign.

In our model, as in [Calomiris and Kahn \(1991\)](#) or [Diamond and Rajan \(2001\)](#), bank runs, or bank liquidations, in which bank creditors decide to not re-finance the bank serve as a useful disciplining device to resolve the bank owners' moral hazard problem. When these liquidations are ex post inefficient, a benevolent Sovereign who lacks commitment has an ex post incentive to intervene and prevent the liquidation with a bailout.

If such bailouts are expected to succeed, creditors correctly anticipate that the threat of liquidation is empty. Thus, as in [Farhi and Tirole \(2012\)](#) and [Chari and Kehoe \(2013\)](#), bailouts limit the capacity of creditors to resolve the bank's moral hazard problem and worsen ex ante efficiency of the bank. However, in contrast to them, we show that market mechanisms may suffice to impose discipline on the Sovereign's lack of commitment so that ex-ante regulations are unnecessary.³

The Sovereign's ex post incentive to bailout the bank motivates private agents to pursue strategies that prevent the Sovereign from successfully enacting bailouts. We show that investing in domestic sovereign debt is one such strategy. The basic idea is that if the Sovereign issues external debt to finance a bailout, it concurrently lowers the value of banks' holdings of domestic debt and imposes capital losses on the very banks it is trying to rescue. If banks hold domestic sovereign debt and the price of this debt is sensitive to the size of the bailout, banks' losses on domestic debt may be sufficient to render ex post bailouts ineffective. As a result, bailouts do not occur in equilibrium. Domestic sovereign debt, in contrast to other assets, has the feature of generating banks' capital losses contingent on the bailout policy of the Sovereign. In this sense, home bias is an optimal mechanism to discipline ex post public interventions.

Our theory suggests regulations on banks' asset holdings are not needed to incentivize banks to hold domestic issues in contrast to findings in [Chari et al. \(2014\)](#) and [Uhlig \(2013\)](#). Moreover, restrictions preventing banks from acquiring domestic sovereign debt may have unintended, negative consequences on welfare. In our model, such restrictions limit the ability of banks and the financial sector more broadly from imposing discipline on the Sovereign.

The result of optimality of banks' home bias relies on two conditions: i) bailouts are financed by debt and ii) the price of debt is sufficiently sensitive to unexpected debt exposures. In other words, bailouts require sufficiently large transfers of resources from

³[Kahn and Santos \(2015\)](#) notice that regulations themselves can be subject to time-inconsistency problems.

the government to the financial sector so as to have a meaningful impact on the default risk associated with the government. Moreover, unexpected changes in government default risk impose losses on banks' balance sheets, that is, changes in government default risk are not selective in the sense that they are not only imposed on foreign holders of domestic sovereign debt.

We view these assumptions in our model as motivated by and in line with recent empirical evidence. [Acharya et al. \(2014\)](#) find that Sovereign credit risk increases considerably after government bailouts suggesting that bailouts induce large changes on the Sovereign's balance sheet. [Gennaioli et al. \(2014\)](#) provide evidence that domestic banks' balance sheets deteriorate when the domestic Sovereign defaults on its debt and that Sovereign default is less likely in countries with a high degree of home bias.

We also examine the effect of changes in the level of Sovereign debt on the extent of banks' home bias in our model. To examine the relationship between changes in Sovereign default risk and home bias in our model, we analyze two stylized models of Sovereign default. In the first model, increases in Sovereign Debt are *unbacked* in the sense that increases in Sovereign debt are not accompanied by changes in the ability of the Sovereign to raise revenues. In the second model, increases in Sovereign debt are *partially backed* in the sense that increases in Sovereign debt are accompanied by increases in the ability of the Sovereign to raise revenues. In both of these models, an increase in the indebtedness of the Sovereign leads to an increase in Sovereign default risk in equilibrium. However, increases in Sovereign debt reduce the Sovereign's bailout capacity in the unbacked model but improve the Sovereign's bailout capacity in the partially backed model.

These results provide an interpretation for the findings in [Battistini et al. \(2013\)](#) that, in response to a common risk factor (e.g. the risk of collapse of the euro), European banks increase their domestic exposures, instead of diversifying, increasing the fragmentation of the Euro Sovereign debt market in periods of higher default risk. Moreover, with

unbacked debt, our model predicts that increases in sovereign default risk are correlated with increases in the risk of inefficient liquidations, or bank run-like events. This feature of our model is consistent with evidence in [Gilchrist and Mojon \(2014\)](#) who find that there is a high correlation between Sovereign and domestic banks' credit risk in Europe. Moreover, [Acharya and Steffen \(2013\)](#) document that banks that have not been bailed out typically have significant exposures to their government's credit risk suggesting that home bias may be an effective deterrent to bailouts.

Our findings uncover crucial trade-offs in the design of regulation policies within the European Union. For example, they suggest that the creation of a Eurobond can have unintended consequences for the effectiveness of the European Stability Mechanism as a permanent crisis resolution mechanism for the Euro area. On the one hand, the creation of Eurobonds, which are likely to be largely held by European banks, may improve ex-ante efficiency of the European financial sector by bringing more credibility to the threat of banks' liquidations. On the other hand, as bailouts becomes more costly internally, the European financial sector might appear *less* resilient to future adverse financial shocks by limiting the potential scope for ex post interventions.

Our model also sheds new light on observations on banks' home bias in Europe. First, we provide a new rationale for the level and evolution of home bias in Europe observed in the data.⁴ Our theory suggests this level may not solely be due to bank regulations incentivizing banks to acquire own currency denominated debt. Second, differences in the evolution of banks' holdings of home Sovereign debt across time in Europe may be attributed to changes in fiscal imbalances and the implied Sovereign bailout capacity. In this respect, we briefly discuss the different cases of Ireland, Spain and Greece in the context of the European crises of 2010.

⁴See [Committee on the Global Financial System \(2011\)](#) and [European Systemic Risk Board \(2015\)](#) for a detailed overview.

2 Optimal Home Bias

In this section, we introduce a model based on [Holmstrom and Tirole \(1998\)](#) that we extend to incorporate an additional round of moral hazard and investment in government debt. We demonstrate that home bias may arise as an optimal response to the inability of the government to commit to not pursue bailout.

2.1 Environment

The model is set in discrete time with three periods, $t = 0, 1, 2$. There are two agents: a *lender* and a *borrower*. Both the lender and the borrower are risk neutral and do not discount consumption across periods. We think of the lender as representing a large group of depositors and the borrower as representing managers or owners of inside equity of the aggregate of financial institutions.⁵ For ease of exposition, we refer to the borrower as a (representative) *bank*.

The bank is initially endowed with resources of size A and, in period 0, has a access to a stochastic constant returns to scale private investment opportunity subject to two instances of moral hazard. The bank also has access to a public investment opportunity, that is, the bank may purchase government debt. The bank is protected by *limited liability* in the sense that in all periods and all histories the bank's consumption is non negative.

Each unit of private investment in period 0 earns either a high rate of return equal to R or a low rate of return equal to 0 in period 2. In period 1, an additional, stochastic amount funding equal to $\rho \geq 0$ per unit of period 0 investment is required to continue private investments. We call ρ a *liquidity shock* as it represents additional cash needs. The bank may choose to exert high effort or *shirk* (exert low effort) in both period 1 and

⁵One rationale for thinking of the bank as representative of the financial system arises from the idea that banks correlate their investments in risky private assets. In a related paper, [Zetlin-Jones \(2014\)](#) demonstrates that correlation in private investment can arise as part of an optimal contract when the banking activities are subject to moral hazard. In this sense, in contrast to [Farhi and Tirole \(2012\)](#), correlation in private investments mitigates frictions arising from moral hazard.

period 2. The bank's effort choices impact both the distribution of liquidity shocks and the distribution of private investment returns.

If the bank exerts effort in period 1, the liquidity shock is zero, $\rho = \rho_g = 0$ ("good") with probability p_h and is positive, $\rho = \rho_b > 0$ ("bad") with probability $1 - p_h$. If the bank shirks in period 1, the liquidity shock is positive $\rho = \rho_b$ with probability 1.

If the bank exerts effort in period 2, the per unit return is R in period 2 with probability p_h and 0 with probability $1 - p_h$. If the bank shirks in period 2, the per unit return is R with probability $p_h - \Delta p$ and 0 with probability $1 - p_h + \Delta p$. We make the natural assumption that $p_h > \Delta p > 0$.⁶

In any period, the bank obtains a private benefit $B > 0$ per unit of private investment should it shirk. The bank's effort choice in each period is unobservable by the lender while the realization of both the liquidity shock in period 1 and the rate of return in period 2 are observable by the lender.

In period 0, the bank may also undertake public investment by purchasing public debt with the scale of public investment observed by the lender. We let R^S denote the implicit rate of return earned by the bank's public investment in period 1. Section 2.2 assumes R^S is exogenous. In Section 2.3, we endogenize R^S and consider how R^S changes when the government pursues ex post interventions.

Contracts with Limited Private Commitment. We define a *contract* to be a collection of functions $C = \{I, h, x(\rho), R_f(\rho)\}$ which specify the scale of investment I , the *portfolio allocation* $h \in [0, 1]$ which describes the fraction of the total investment scale to be invested in public debt, a *continuation rule* as a function of the liquidity shock $x(\rho)$, and a rate of return to pay the bank in the event the project pays R as a function of the liquidity shock $R_f(\rho)$.

The lender faces limited private commitment. Specifically, we assume that in period

⁶Of course, our analysis is robust to a more symmetric or general assumption about how bank effort impacts the distribution of liquidity shocks and returns.

1 after the realization of the liquidity shock ρ_j , the bank may propose to implement a new continuation contract $C_1(\rho_j) = \{\hat{x}, \hat{R}_f\}$ by paying a transaction cost $\kappa I(1 - h)$ where κ represents a per private investment unit cost of re-negotiation.⁷ Note that the continuation contract cannot alter the scale of private investment, $I(1 - h)$. Conditional on paying the re-negotiation cost, the continuation contract is implemented only if it increases ex post welfare for both the lender and the bank. This re-negotiation game gives rise to *credibility* constraints that potentially restrict long-term contracts. We will say a contract is *credible*, or immune to re-negotiation if for all liquidity shocks, there exists no continuation contract which increases ex post welfare for both the lender and the bank (and respects the bank's period 2 incentive constraint).

2.2 Optimal Contracts without Government

To simplify the analysis, we follow [Holmstrom and Tirole \(1998\)](#) and analyze contracts which maximize the bank's net return subject to the participation constraint of the lender (the principal), the incentive constraints of the bank (the agent) and the credibility constraints. We begin by analyzing a benchmark case without government intervention and with R^S as exogenous and fixed.

Definition 1 (Optimal Contracts without Government). *The optimal contract maximizes the bank's objective*

$$\Psi I - A \tag{1}$$

where the expected rate of return paid to the bank, Ψ , satisfies

$$\Psi = p_h x(\rho_g) p_h R_f(\rho_g) + (1 - p_h) x(\rho_b) p_h R_f(\rho_b), \tag{2}$$

⁷[Zetlin-Jones \(2014\)](#) provides a micro-foundation for a re-negotiation game which endogenizes this cost per unit κ .

subject to the lender's participation constraint

$$IhR^S + I(1-h) [p_h x(\rho_g) p_h R + (1-p_h)x(\rho_b)(p_h R - \rho_b)] - \Psi I \geq I - A, \quad (3)$$

the period 2 incentive constraint of the bank

$$R_f(\rho_j)\Delta p \geq B(1-h), \quad (4)$$

the period 1 incentive constraint of the bank

$$x(\rho_g) p_h R_f(\rho_g) - x(\rho_b) p_h R_f(\rho_b) \geq B(1-h)/p_h, \quad (5)$$

and the credibility constraints – for all liquidity shocks ρ_j , there exists no continuation contract

$C_1(\rho_j) = \{\hat{x}, \hat{R}_f\}$ such that

$$I \left[hR^S + (1-h)\hat{x} \left(p_h \left[R - \frac{\hat{R}_f}{1-h} \right] - \rho_j - \kappa \right) \right] \geq I \left[hR^S + (1-h)x_j \left(p_h \left[R - \frac{R_{fj}}{1-h} \right] - \rho_j \right) \right] \quad (6)$$

$$\hat{x} p_h \hat{R}_f \geq x_j p_h R_{fj} \quad (7)$$

with at least one strict inequality and satisfying $\hat{R}_f \Delta p \geq B(1-h)$, i.e. the bank's period 2 incentive constraint.

Note that Definition 1 implicitly assumes that high effort in both periods is optimal. Formally, we restrict attention to underlying parameters such that high effort in both periods is useful in the sense that any lending arrangement which induces high effort dominates those which call for low effort in any period.⁸

The constraints (4) and (5) ensure that the bank will provide effort in both periods 1

⁸In particular, if $\rho_1 \geq (p_h - \Delta p)R$ and $1 > p_h(\rho_1 - \rho_b)$ then one can show that no credible contracts call for low effort in period 2 and that the best contract which calls for low effort in period 1 is dominated by the best contract which calls for high effort in period 1. Details are available upon request.

and 2. Since the bank enjoys private benefits from shirking proportional to $I(1 - h)$ but receives returns $R_f(\rho)$ proportional to I , in principle, contracts which allocate a greater fraction of the investment portfolio to public debt feature more relaxed incentive constraints. This effect is reflected in constraints (4) and (5) which become more slack as h increases. In spite of this benefit, if private investments are sufficiently superior to public debt, then optimal contracts feature no investment in public debt.

Characterizing the Optimal Contract. In characterizing optimal contracts, we proceed under the conjecture that the credibility constraints faced by the lender and the bank are slack. Below, we describe conditions on the re-negotiation cost, κ such that this conjecture is verified.

To conserve on notation, we let $x_j = x(\rho_j)$ and similarly for R_{fj} . It is useful to observe that conditional on a portfolio allocation, h , and a continuation rule, $x(\rho)$, the minimal rates of return paid to the bank which induce effort satisfy

$$R_{fb} = \frac{B(1 - h)}{\Delta p} \quad \text{and} \quad R_{fg} = \frac{B(1 - h)}{x_g p_h^2} + \frac{x_b B(1 - h)}{x_g \Delta p}. \quad (8)$$

Next, define $\rho_1 = p_h R$, and similarly $\rho_0 = p_h (R - B/\Delta p)$. The value ρ_1 represents the expected social return to investment from period 1 to period 2 without incorporating the costs of moral hazard. The value ρ_0 represents the expected return to investment after paying the bank the minimum return needed to induce effort in period 2.

Our characterization parallels that of [Holmstrom and Tirole \(1998\)](#). First, we conjecture that the lender's participation constraint binds. Note that this will be the case as long as the rate of return paid to the lender, which is proportional to the total scale of investment I , is less than 1 – we verify this conjecture later. If (3) binds, then the objective (1) can be written as

$$m(h, x_g, x_b) I(h, x_g, x_b, R_{fg}, R_{fb}) \quad (9)$$

where

$$m(h, x_g, x_b) = hR^S + (1 - h) [p_h x_g p_h R + (1 - p_h) x_b (p_h R - \rho_b)] - 1. \quad (10)$$

Note that $m(\cdot)$ represents the bank's expected rate of return on investment which depends only on the portfolio allocation, h and the continuation rule x . Hence, the rate the bank is paid conditional on private project returns being successful, R_{fg} and R_{fb} only determine the scale of investment. From the lender's participation constraint (3), the scale of investment is decreasing in the rates of return R_{fj} and thus the optimal contract minimizes these rates of return.⁹ That is, R_{fb} and R_{fg} are the minimal rates that induce effort and satisfy (8).

Substituting (8) into (3) with equality yields the scale of investment as a function only of h, x_g , and x_b :

$$I(h, x_g, x_b) = \frac{A}{1 - hR^S - (1 - h) [x_g p_h \rho_1 - B + x_b ((1 - p_h)(\rho_0 - \rho_b) - p_h(\rho_1 - \rho_0))]} \quad (11)$$

Equations (10) and (11) show that the objective is strictly increasing in x_g so that for any h , the optimal continuation decision following a good liquidity shock satisfies $x_g = 1$.

We can then define the value to the bank of any contract with $x_g = 1$ and any x_b and h as

$$V(x_b, h) = m(h, 1, x_b) I(h, 1, x_b). \quad (12)$$

We now impose a sequence of parametric restrictions which make our problem economically relevant. First, the public investment return R^S is low enough to ensure that the bank does not optimally acquire government debt.

Assumption 1. *Returns on the public investment are lower than the marginal utility of consumption, i.e. $R^S < 1$.*¹⁰

⁹This argument requires that $m(h, x_g, x_b) > 0$ in the optimal contract. As in [Holmstrom and Tirole \(1998\)](#), this is necessarily the case as long as $p_h R - (1 - p_h) \rho_b > 1$.

¹⁰Technically, we require that R^S is small relative to the discount rate of lender, which in our model is equal to 1.

Straightforward algebra demonstrates that $R^S \leq 1$ implies $\partial V(x_b, h)/\partial h \leq 0$, and thus the value of the bank $V(x_b, h)$ is strictly decreasing in the fraction of the bank's portfolio allocated to public investment. While an increase in h does relax the incentive constraints of the bank, this force is not sufficient to overturn the fact that the rate of return on public investment is dominated by the rate of return on the private investment. As a result, the optimal contract features no public investment, or $h = 0$.

Second, a commitment to liquidate the bank following a bad liquidity shock improves the ex ante value of the optimal contract by relaxing the bank's incentives to shirk.

Assumption 2. *Expected returns and the cost of moral hazard satisfy*

$$p_h \frac{B}{\Delta p} - (1 - p_h) \frac{\rho_1 - \rho_b}{p_h \rho_1 - 1} B > 0. \quad (13)$$

To see why a decrease in the continuation rate improves the value of the contract, consider the impact on the value associated with a decrease in x_b . From (10), observe that such a decrease reduces the rate of return $m(h, 1, x_b)$. However, the same decrease in x_b causes the scale of investment to rise since it relaxes the period 1 incentive constraint of the bank and reduces R_{fg} (as seen in (8)).

When Assumption 2 holds, $\partial V(x_b, 0)/\partial x_b \leq 0$. On the margin, when $h = 0$, the incentive benefits of reducing x_b are given by the first term in (13) while the costs of reducing the rate of return are given by the second term in (13). Hence, under Assumption 2, the benefits of reducing x_b outweigh the costs and a commitment to liquidate following a bad liquidity shock is optimal, or $x_b = 0$.

Third, private investment returns are small enough so that private investments are not self-financing (that is, the lender's participation constraint binds).

Assumption 3. *Expected returns and the cost of moral hazard satisfy*

$$\max\{p_h \rho_1 - B, \rho_0 - (1 - p_h) \rho_b - B\} < 1. \quad (14)$$

Assumption 3 bounds the rate of return paid to the lender so that the lender's participation constraint binds in the optimal contract. The requirements $p_h \rho_1 - B < 1$ and $\rho_0 - (1 - p_h) \rho_b - B < 1$ imply that the marginal cost of providing funds to the bank is larger than the marginal return for the lender when the liquidation strategy is $x_g = 1, x_b = 0$ and $x_g = x_b = 1$, respectively. Since these two liquidation strategies entail different moral hazard costs, we require both conditions to be satisfied.¹¹

Fourth, the re-negotiation costs are large so that a commitment to liquidate following bad liquidity shocks is credible and ex post, liquidation of the bank is inefficient.

Assumption 4. *Expected returns and the cost of renegotiation satisfy*

$$\rho_0 > \kappa > \rho_0 - \rho_b > 0. \quad (15)$$

The conditions in Assumption 4 imply that a threat to liquidate following a good liquidity shock is not credible (since $\rho_0 > \kappa$), that a threat to liquidate following a bad liquidity shock is credible (since $\kappa > \rho_0 - \rho_b$), and that liquidation following a bad liquidity shock is ex post inefficient (since $\rho_0 - \rho_b > 0$).

The spread between κ and the returns from providing the needed liquidity and continuing private investments measures the extent to which additional resources are required to induce a renegotiation. Since $\rho_0 > \kappa$, it is immediate, following a good liquidity shock, this spread is negative so that any threat to liquidate the bank following such a shock is not credible—of course, continuation after such a shock is credible. A threat to liquidate following a bad liquidity shock is credible because the spread between cost of renegotiation (κ) and the benefits ($\rho_0 - \rho_b$) is positive.

Note that in the absence of re-negotiation costs—i.e. if $\kappa = 0$ —both the lender and the bank can made better off by continuing private investments in spite of the presence of the bank's moral hazard because $\rho_0 - \rho_b > 0$. In this sense, liquidation following

¹¹One might also notice that this assumption resembles one made in [Holmstrom and Tirole \(1998\)](#) but accounts for the fact that our model features two instances of moral hazard.

a bad liquidity shock is ex post inefficient. Following the literature on banking panics beginning with [Diamond and Dybvig \(1983\)](#), we think of ex post inefficient liquidations as resembling banking panics.

Proposition 1. *Under Assumptions 1-4, the optimal contract features no public investment ($h = 0$), continuation after a good liquidity shock ($x_g = 1$) and liquidation of private investments after a bad liquidity shock ($x_b = 0$) and such liquidation is ex post inefficient.*

Imagine for a moment that a benevolent government that lacks commitment can costlessly raise resources to bailout the bank. That is, this government can inject resources so as to induce a re-negotiation between the lender and the bank. (Below, we formalize the government action and the costs of raising resources). Since liquidation is ex post inefficient, if the costs of raising resources are sufficiently small, then by injecting these resources, the government can induce a Pareto improvement for the borrower and lender.

The required size of the injection is simply $\kappa - (\rho_0 - \rho_b) > 0$. In this sense, when $\rho_0 > \rho_b$, a government that lacks commitment has a temptation to bailout the bank and induce a re-negotiation contract that calls for continuation following bad liquidity shocks. Notice also that the spread between the transaction cost κ and the gains from re-negotiation $\rho_0 - \rho_b$ determines the amount of resources needed for the government to bailout the bank.

If the bank and the lender rationally anticipate such a government bailout, then the threat to liquidate the bank following a bad liquidity shock is not credible. In other words, the optimal contract we have described would not be time consistent. Thus, the lack of government commitment worsens ex ante incentives of the bank.

In the next section, we show that when the return on public investment, R^S , is sensitive to the size of the government bailout, private agents—the lender and bank—may be able to impose discipline on the government and resolve the government’s time inconsistency problem.

2.3 Optimal Contracts with Government

In this section, we formally introduce a third agent—a domestic Sovereign—or *government*. This government faces a lack of commitment problem in the sense that it may attempt to intervene to induce renegotiation when it perceives it has an ability to implement a Pareto improvement. We introduce a simple model of government debt pricing where the value of government debt decreases with the stock of debt. We show that the set of credible continuation rules that the bank can implement depends critically on the interaction between government debt prices, the size of government interventions, and the fraction of the bank's portfolio invested in domestic government debt.

The government issues bonds in period 0 and may issue additional bonds in period 1. Each bond is a claim on one unit of consumption in period 2. Let D_t denote the amount of debt issued by the government in period t , evaluated in terms of the amount of period 2 consumption that the government has promised to pay. Let the period 0 outstanding stock of debt in be exogenously specified. The government may choose to bail out the bank by injecting resources in period 1. The government may make this bailout conditional on the bank entering a re-negotiation and continuing its investments.¹² We assume that the government must raise bailout funds externally by issuing new debt D_1 and the new debt is equal in seniority to the debt issued in period 0.¹³

Finally, we introduce pricing functions for government debt $q_0(D_0)$ and $q_1(D_0, D_1)$ where $dq_0(D_0)/dD_0 < 0$ and $\partial q_1(D_0, D_1)/\partial D_1 < 0$. The natural assumption $\partial q_t/\partial D_t < 0$ implies that increases in the stock of government debt lower the price of the government debt. One interpretation of this assumption, which we formalize below, is the idea that an increase in the indebtedness of the government raises the probability that the

¹²An alternative interpretation is that the government simply takes ownership of the bank and remits balances to the lender of the bank.

¹³Our assumption that period 1 debt is equal in seniority to period 0 debt is not innocuous as it ensures that new debt dilutes the value of existing claims. Of course, an immediate implication of our theory is that banks have incentives to acquire debt that is subject to dilution instead of protected government claims.

government cannot repay its debt obligations thereby lowering the value of a promised unit of consumption by the government.

Given these price functions, if private agents rationally anticipate no additional government debt issuances ($D_1 = 0$), then the expected rate of return on domestic government debt is $R^S = q_1(D_0, 0)/q_0(D_0)$. For any amount of debt issued in period 1, the government raises resources equal to $q_1(D_0, D_1)D_1$ which is typically non-monotonic in D_1 . Intuitively, the price of government debt is decreasing in the amount of debt the government issues and if the price decreases quickly enough, then total resources raised from a debt issue are declining in the size of the issue.

If the bank invests hI resources in domestic debt in period 0, since the period 0 price of domestic government debt is q_0 , in period 1 the bank owns hI/q_0 claims to period 2 consumption. If the government issues new debt in the amount D_1 and injects the proceeds into the bank, then the value of the bank increases by the amount $q_1 D_1$ and the total value of the bank's initial domestic debt claims becomes $hI q_1 / q_0$. Under a successful re-negotiation, the bank's private investments yield expected output net of re-negotiation costs equal to $(1 - h)I(\rho_0 - \rho - \kappa)$. Hence, the total value of the bank in period 1 following any liquidity shock ρ , any debt issue size D_1 and re-negotiation, which we denote by the function F , is given by

$$F(h, I, D_1) = hI \frac{q_1(D_0, D_1)}{q_0(D_0)} + q_1(D_0, D_1)D_1 + (1 - h)I(\rho_0 - \rho - \kappa). \quad (16)$$

Notice, the renegotiated value of the bank depends on the size of the additional government debt issue in two ways. First, the government itself faces a tradeoff in that the larger the size of the debt issue, D_1 , the harder it may be for the government to raise revenue from issuing debt as its price, $q_1(D_0, D_1)$ falls. Second, new debt issues dilute the remaining value of the bank by diluting the value of government debt claims that the bank holds.

If there exists D_1 such that

$$F(h, I, D_1) \geq hI \frac{q_1(D_0, 0)}{q_0(D_0)} + (1 - h)Ix(\rho)(\rho_0 - \rho) \quad (17)$$

then it is feasible for the government to induce a Pareto improvement for both the lender and the bank. The right hand side of inequality (17) represents the remaining value of the bank if there is no renegotiation. This remaining value depends on the value of the bank's public debt holdings without an intervention, the level and return of its private investments, and the planned continuation rule.

If inequality (17) is satisfied for some D_1 , then the government faces an ex post temptation to pursue bailouts since it may induce a Pareto improvement to the status quo continuation contract. We embed this temptation as a policy rule for the government. That is, we assume that if D_1 exists such that inequality (17) is satisfied, then the government implements a bailout. Such a policy would arise in an environment where a benevolent government lacks commitment and in period 1 maximizes the ex post value of the bank subject to the lender's participation constraint, and besides the impact on debt prices, there are no additional costs of period 1 debt issues.

Formally, we strengthen our definition of credible contracts and say that a status quo contract C is *credible with government* if and only if for all liquidity shocks, ρ_j , there exists no value of government debt D_1 such inequality (17) is satisfied.

Definition 2 (Optimal Contracts with Government). *When the government can enact bailouts, the optimal contract maximizes the bank's objective (1) subject to the lender's participation constraint (3), the bank's incentive constraints (4) and (5), and the credibility constraints with an active government.*

Credible Continuation Rules. We now demonstrate our main result—that when the price of government debt is sufficiently sensitive to the size of the ex post bailout pursued by the government, then the optimal contract features a strictly positive portfolio

allocation to public debt, or $h > 0$. Below we describe how we interpret this finding as a rationale for home bias.

To develop conditions such that a strictly positive allocation to public debt is optimal, we determine when an increase in h reduces the bailout capacity of the government. Towards this end, we first define the maximum net benefit of a renegotiation. This maximum net benefit is defined as the difference between the re-negotiation value of the bank and its status quo value when the government chooses a bailout which maximizes the re-negotiated value of the bank. This maximum net benefit, for any investment scale and portfolio choice is given by

$$G(h, I, D_0) = F(h, I, D_1^*) - hI \frac{q_1(D_0, 0)}{q_0(D_0)} \quad (18)$$

where the particular bailout size, D_1^* is given by

$$D_1^* = \arg \max_{D_1} \left\{ hI \frac{q_1(D_0, D_1)}{q_0(D_0)} + q_1(D_0, D_1) D_1 \right\}. \quad (19)$$

Note that (18) presumes that the bank's continuation policy is to liquidate following a bad liquidity shock so that the status quo value of the bank is simply the value of its public debt holdings in the absence of a bailout. Note that from (11), the investment scale, I , also depends on the portfolio allocation, h .

The program (19) reveals that the "best" bailout size, D_1^* balances a trade-off between two alternative ways to increase the value of the bank. Increasing D_1 increases the value of the bank by allowing for a direct injection of resources, $q_1 D_1$, but it also depresses the value of the bank's domestic debt holdings through the pricing function q_1 . Alternatively, the government can, in principle, increase the value of the bank's domestic debt holdings via q_1 by reducing its external exposure D_1 , or even taxing the bank (negative D_1).

We next examine when a small increase in the share of the bank's portfolio allocated

to public debt, h , reduces the maximum net benefit of a re-negotiation, $G(\cdot)$ —that is, when an increase in h reduces the bailout capacity of the government. Suppose for some D_0 , say \bar{D}_0 that $G(0, I(0, 1, 0), \bar{D}_0) = 0$ so that at \bar{D}_0 , if the bank undertakes no public investment, then the best bailout is just sufficient to induce a successful re-negotiation. It is straightforward to show that the impact of a marginal increase in h from 0 is given by

$$\begin{aligned} & \left. \frac{\partial G(h, I(h, 1, 0), \bar{D}_0)}{\partial h} \right|_{h=0} = \\ & = I(0, 1, 0) \left[\frac{q_1(\bar{D}_0, D_1^*)}{q_0(\bar{D}_0)} - \frac{(1 - R^s)}{1 - (p_h \rho_1 - B)} (\rho_0 - \rho_b) + \frac{(1 - R^s)}{1 - (p_h \rho_1 - B)} \kappa - \frac{q_1(\bar{D}_0, 0)}{q_0(\bar{D}_0)} \right] \end{aligned} \quad (20)$$

where D_1^* satisfies (19).

The impact of a small increase in h can be decomposed into two forces. The first force, captured by the first two terms in brackets in (20), represents the change in the re-negotiated value of the bank. This force reflects the change in ex post returns from the change in the portfolio allocation—higher exposure to public debt ($q_1(\bar{D}_0, D_1^*)/q_0(\bar{D}_0)$) and lower exposure to private investments, which earn a net rate of return equal to $\rho_0 - \rho_b$. The second force, captured by the third and fourth term in brackets in (20) reflects changes in the net cost of re-negotiation. This force reflects an increase from reduced renegotiation costs—recall these costs are proportional to the amount of private investment done by the bank—and a decrease from a larger amount of public investment which is valued at rate $q_1(\bar{D}_0, 0)/q_0(\bar{D}_0)$.

Combining terms from the right hand side of (20), note that if

$$\frac{q_1(\bar{D}_0, D_1^*(\bar{D}_0, 0))}{q_0(\bar{D}_0)} - \frac{q_1(\bar{D}_0, 0)}{q_0(\bar{D}_0)} + \frac{(1 - R^s)}{1 - (p_h \rho_1 - B)} (\kappa - (\rho_0 - \rho_b)) < 0, \quad (21)$$

then $\partial G(0, I(0, 1, 0), \bar{D}_0)/\partial h < 0$ and an increase in h strictly relaxes the credibility constraint and therefore reduces the government's bailout capacity. Suppose next that

$\partial G(0, I(0, 1, 0), \bar{D}_0)/\partial D_0 \neq 0$ so that some change in the initial indebtedness of the domestic government—either an increase or decrease—increases the ability of the government to pursue a bailout. Then, a small increase in h can counter-act this ability and ensure $x_b = 0$ is credible. This small increase in h is optimal because it restores a commitment to liquidate following bad liquidity shocks in spite of the fact that it causes a marginal loss in the rate of return for the bank. In other words, the opportunity cost of holding a small amount of public debt does not overturn the benefits of restoring commitment to the optimal liquidation strategy (recall that without a government, the bank obtained a strictly greater value by using a policy of liquidation following bad liquidity shocks than one calling for continuation—that is, $V(0, 0) > V(1, 0)$).

Proposition 2. *If \bar{D}_0 exists such that $G(0, \bar{D}_0) = 0$, the inequality (21) is satisfied and $\partial G(0, \bar{D}_0)/\partial D_0 \neq 0$, then for some D_0 in an open neighborhood of \bar{D}_0 , the optimal contract features strictly positive home bias—that is, $h > 0$.¹⁴*

Since holding public debt implies an opportunity cost, the value of the optimal contract necessarily satisfies

$$V = \max\{V(0, \underline{h}), V(1, 0)\} \quad (22)$$

where \underline{h} denotes the minimal h that commits the government to not enact bailouts. Of course, this minimal h needed to deter bailouts may call for too high an opportunity cost. In such a case, the bank would prefer to hold no public debt and continue private investments after all liquidity shocks.

To illustrate this point, consider Figure 1 that presents an example where $h > 0$ is optimal. The solid line represents the value $V(x_b, h)$ for $x_b = 0$, whereas the dotted line indicates $V(x_b, h)$ for $x_b = 1$. The vertical dashed lines identify ranges of h associated with a particular optimal continuation value x_b^* .

¹⁴We state this proposition in terms of the function $G(h, D_0)$ to highlight the necessary conditions for home bias to be optimal. Given functional forms for the price of government debt, it is straightforward to determine conditions on underlying parameters such that the conditions of the Proposition—specifically, existence of such a \bar{D}_0 —are satisfied.

For h sufficiently small (roughly below 0.3), under full commitment, liquidation following bad liquidity shocks dominates continuation. The opposite holds when h is larger than this value. Without government, the optimal contract features $h = 0$ and $x_b = 0$.

[Figure 1 about here]

With government interventions, the contract featuring $h = 0$ and $x_b = 0$ is not credible. For sufficiently low values of h (roughly below 0.12), the choice of $x_b = 0$ is not credible, so that maximal value that can be attained has $x_b = 1$, therefore the optimal continuation value is $x^*_b = 1$. For values of h between roughly 0.12 and 0.3, the choice of $x_b = 0$ is credible and dominates the choice of $x_b = 1$, thus the optimal value is $x^*_b = 0$. For values of h larger than 0.3, although $x_b = 0$ may be credible, continuation dominates liquidation, so that the maximal value is associated with $x_b = 1$, that is again $x^*_b = 1$. In this case, the optimal contract will yield $V(0, \underline{h})$ where \underline{h} is the lowest h consistent with $x^*_b = 0$.

Figure 1 illustrates the costs and benefits associated with a policy of home bias. While home bias relaxes the credibility constraints and allows the lender and the bank to commit to liquidate following bad liquidity shocks, home bias also requires the bank to invest in assets with ex ante dominated returns. The difference in values $V(0, 0) - V(0, \underline{h})$ represents the costs of investing in government debt for the bank and, therefore, the implicit cost associated with the government's lack of commitment. The difference in values $V(0, \underline{h}) - V(1, 0)$ represents instead the benefit of maintaining credible liquidation. If this spread were negative, while it would be feasible for the bank to credibly commit to liquidate, it would not be optimal to do so.

Home Bias and The Importance of Sensitive Debt Prices. The key condition for $h > 0$ to be optimal, which is embedded in inequality (21), is that $q_1(D_0, D_1)$ is sufficiently responsive to changes in D_1 . That is, $q_1(\bar{D}_0, D_1^*(\bar{D}_0, 0))$ must be sufficiently smaller than

$q_1(\bar{D}_0)$. Recall that because private agents expect the government to not pursue bailouts in period 0, this key condition represents the responsiveness of public debt prices to *unanticipated* changes in government debt. When (21) is satisfied, the decline in the price of government debt associated with an unanticipated, *attempted* bailout imposes an endogenous renegotiation cost for the government, suggesting that potential declines in debt prices play the same role for the government as κ plays for the lender and the bank: these costs are paid only when a re-negotiation occurs. In other words, domestic public debt has the feature of generating losses for the bank contingent on the bailout policy of the domestic sovereign.

Corollary 3. *In the optimal contract, if any asset has a rate of return less than 1 and a period 1 price which is insensitive to the bailout policy of the domestic government, then that asset is not purchased by the bank.*

Consider foreign sovereign debt as an example of such an asset. If the foreign government has no incentive to enact bailouts on the domestic bank, and if the return on foreign government debt is strictly less than 1, then it is immediate that the domestic bank in our model has no incentives to acquire foreign sovereign debt. In this sense, we interpret the choice of $h > 0$ to represent *home bias* in our model.

Comparative Statics. Proposition 2 relies on the condition that $\partial G(0, \bar{D}_0)/\partial D_0 \neq 0$ which does not restrict how a change in D_0 affects the ability of the government to pursue a bailout. Whether $\partial G(0, \bar{D}_0)/\partial D_0 > 0$ or $\partial G(0, \bar{D}_0)/\partial D_0 < 0$ will determine the local comparative statics of the optimal choice of h with respect to D_0 .

Corollary 4. *If $\partial G(0, \bar{D}_0)/\partial D_0 < 0$, then h is strictly decreasing for $D_0 < \bar{D}_0$ and D_0 in a neighborhood of \bar{D}_0 . If $\partial G(0, \bar{D}_0)/\partial D_0 > 0$, then h is strictly increasing for $D_0 > \bar{D}_0$ and D_0 in a neighborhood of \bar{D}_0 .*

From (18), one can easily prove that $\partial G(0, \bar{D}_0)/\partial D_0$ is equal in sign to $\partial q_1(D_0, D_1^*(D_0, 0))/\partial D_0$ (via an envelope condition). Notice that $\partial q_1(D_0, D_1^*(D_0, 0))/\partial D_0$ is generally different

from $\partial q_1(D_0, 0)/\partial D_0$. The value, $\partial q_1(D_0, D_1^*(D_0, 0))/\partial D_0$, represents the impact of an increase in D_0 on the counterfactual price of government debt that would obtain if the government implements the maximal bailout size, $D_1^*(D_0, 0)$. If the impact is strictly negative, then an increase in D_0 leads to a decline in the counterfactual price which increases the endogenous renegotiation cost of the bailout. Thus, an increase in D_0 relaxes the credibility constraint and so the optimal contract calls for a decrease in h . In contrast, if the impact is strictly positive, then an increase in D_0 leads to a rise in this counterfactual price which reduces the endogenous renegotiation cost of the bailout, tightens the credibility constraint, and induces an increase in h . In the next section, we further elaborate on this point by introducing a simple model of government debt pricing.

3 Implications of Increases in Government Debt

In this section, we introduce a simple model of debt pricing to illustrate our model's predictions for how the government's debt position impacts the extent of home bias as well as the size and fragility of the financial sector.

3.1 A Simple Model of Debt Pricing

We begin with a stylized pricing model which maps the risk of government default in period 2 into the price of government debt in periods 0 and 1. In particular, we assume that the domestic government defaults with some probability and that this probability increases with the size of debt issued by the government. The prices associated with government debt determine the endogenous returns earned on public assets in our model of financial intermediation.

In this stylized pricing model, domestic government debt is priced by a representative

financial agent who values consumption according to

$$c_0 + \sigma^{-1}c_1 + \sigma^{-2}c_2, \text{ with } \sigma < 1,$$

has a sufficiently large endowment, and does not have access to the banking technology captured by the domestic bank in our model. We allow $\sigma < 1$ to capture the idea that this financial agent has a relatively stronger incentive to postpone consumption than the lender. No arbitrage implies that the financial agent should be indifferent between consuming immediately or investing in any asset which gives a one period return of σ .

The probability of repayment by the government depends on the expected evolution of the stock of government debt. Given a path of public debt issuance $\{D_0, D_1\}$, in period 0, each agent (either the bank or the financial agent) expects that a unit of government debt will deliver 1 unit of consumption good in period 2 with probability $\eta_0(D_0, D_1)$. In particular, $\eta_0(D_0, 0)$ represents the probability of repayment conditional on no additional debt issues in period 1. In period 1, each agent expects that that a unit of government debt will deliver 1 unit of consumption in period 2 with probability $\eta_1(D_0, D_1)$.

In a rational expectations equilibrium the two probabilities, η_0 and η_1 will not differ. Specifically, if private agents anticipate that credible contracts with no government interventions will be implemented, which implies the government issues no additional debt, then $\eta_0(D_0, 0) = \eta_1(D_0, 0)$. The notation $\eta_1(D_0, D_1)$ is useful to show that if agents fix their choices in period 0 under the beliefs that there will be no additional debt issues, then no level of unanticipated debt issues, D_1 , allow the government to implement bailouts.¹⁵ Since we examine credible contracts with no government interventions, with a slight abuse of notation we let $\eta_0(D_0)$ represent $\eta_0(D_0, 0)$.

By no arbitrage, the period zero price of government debt q_0 , conditional on no

¹⁵It is worth to remark here that there always exists an equilibrium in which the financial market expects the bailout and the bailout occurs, however in such equilibrium home bias will be not useful.

expected intervention, is determined by

$$q_0(D_0) = \frac{\eta_0(D_0)}{\sigma^2}, \quad (23)$$

so that the price is equal to the discounted expected payment. Analogously, the period 1 price conditional on an amount of additional debt issued by the government D_1 satisfies

$$q_1(D_0, D_1) = \frac{\eta_1(D_0, D_1)}{\sigma}. \quad (24)$$

These debt pricing results have two important implications for choices made by the bank in our model. First, since $\sigma < 1$, the period 1 price of government debt is always larger than the expected rate of return on government debt, $\eta(D_0, D_1)$. Thus, since the bank and the lender do not discount period 2 consumption, for all (D_0, D_1) , it is efficient for the bank to sell its holdings of government debt to the financial agent in period 1. Second, in the absence of a bailout, the realized rate of return on period 0 purchases of government debt by the bank are given by $R^S = q_1(D_0, 0)/q_0(D_0) = \sigma < 1$. In other words, the return of a one period investment in government debt is bounded strictly below one. Again, we rely on the fact that $q_1(D_0, 0) = \sigma q_0(D_0)$ is a rational expectation at time 0 in an equilibrium where an optimal credible contract with active government is implemented.

In order for the debt prices (23) and (24) to have properties consistent with our assumptions in Section 2.3, we require $d\eta_0(D_0)/dd_0 < 0$ and $\partial\eta_1(D_0, D_1)/\partial D_1 < 0$. These assumptions on default rates emerge in essentially any model of government default. We now explore the implications of two particular examples of government default risk to better understand the comparative statics of our model.

3.2 Increases in Public Debt

Consider the following specification of the government's repayment probability. Suppose government revenues are uniformly distributed between T_{\min} and T_{\max} with $T_{\max} > T_{\min}$ and $D_0 \geq T_{\min}$. In addition, let the maximum of government revenues in period 2 vary with the initial indebtedness of the government according to the linear rule,

$$T_{\max} = \underline{T} + \phi D_0, \quad (25)$$

with \underline{T} and $\phi \geq 0$ representing two constant parameters.

In particular, if $\phi = 0$ this specification is consistent with an increase in *unbacked* debt, i.e. an increase in debt that is not accompanied by any change in the ability of the government to raise additional revenues. On the contrary, if $\phi > 0$ this specification is consistent with an increase in *partially backed* debt, i.e. an increase in debt that is accompanied by an increase in the ability of the government to raise additional revenues. One may also think of increases in partially backed debt as corresponding to a situation where a country is experiencing increased growth which expands the stock of public debt but also the government's fiscal capacity.

For any ϕ , the perceived probability of repayment in period 0 satisfies

$$\eta_0(D_0) = \min \left\{ \frac{\underline{T} + (\phi - 1)D_0}{\underline{T} + \phi D_0 - T_{\min}}, 1 \right\} \quad (26)$$

and in period 1 satisfies

$$\eta_1(D_0, D_1) = \min \left\{ \frac{\underline{T} + (\phi - 1)D_0 - D_1}{\underline{T} + \phi D_0 - T_{\min}}, 1 \right\}. \quad (27)$$

With this specification of debt prices, we see that

$$\begin{aligned}\frac{\partial q_1(D_0, D_1)}{\partial D_0} &= \frac{1}{\sigma} \frac{\partial \eta_1(D_0, D_1)}{\partial D_0} \\ &= \frac{(\bar{T} + \phi D_0 - T_{\min})(\phi - 1) - \phi(\bar{T} + \phi D_0 - D_0 - D_1)}{(\bar{T} + \phi D_0 - T_{\min})^2}.\end{aligned}\quad (28)$$

The impact of D_0 on the counterfactual repayment probability following a bailout depends critically on the level of the bailout the government pursues, D_1 —specifically at $D_1 = D_1^*(D_0, h)$. If this maximal bailout size D_1^* is sufficient large, or if

$$D_1^*(D_0, h) > \frac{1}{\phi} \bar{T} + \frac{\phi - 1}{\phi} T_{\min} \quad (29)$$

then an increase in D_0 can in fact raise this counterfactual repayment probability. If (29) is violated—it is when ϕ is sufficiently close to zero or debt is *unbacked*—then an increase in D_0 necessarily lowers this counterfactual repayment probability.

As a result, increases in D_0 may either reduce or increase the endogenous renegotiation costs associated with a bailout. From our discussion of Corollary 4 then, we should expect an increase in government debt to lead to an increase in home bias when ϕ is large but lead to a decrease in home bias when ϕ is small.

Loosely speaking, when ϕ is large, an increase in initial indebtedness raises the period 1 fiscal capacity of the government and therefore improves the government's bailout capacity. This improved bailout capacity leads banks to acquire more government debt ex ante in an effort to prevent ex post bailouts. Instead, when ϕ is small, an increase in initial indebtedness lowers the period 1 fiscal capacity of the government and therefore weakens the government's bailout capacity leading banks to acquire less government debt ex ante.

Figure 2 illustrates the comparative statics of the optimal contract when government debt is *unbacked*, i.e. with $\phi = 0$, for various levels of the initial debt of the government

and two levels of σ . Figure 3 replicates Figure 2 in a case where debt is only *partially backed*, in particular we assume $\phi = 2.66$ everything else being equal. We choose this value of ϕ to illustrate a case of partially backed debt with the following features. First, the repayment probability is a decreasing function of the initial stock of debt even though increases in the initial stock increase the fiscal capacity of the government. Second, the bailout capacity of the government is increasing in the initial stock of government debt.

[Figure 2 about here]

To highlight the difference between the two cases, it is useful to contrast the left panels of both figures. In these panels the solid lines represent the repayment probability conditional on no bailout and the dashed lines represent the counterfactual repayment probability should an unanticipated bailout occur. Figure 2 shows that an increase in unbacked initial debt decreases the probability of repayment linearly (according to (27) in the case $\phi = 0$). An unanticipated bailout would decrease this probability even further and generate downward pressure on the price of debt (in this numerical example, this price may fall by up to 50% of its initial value). Importantly, in this case, the counterfactual repayment probability is a decreasing function of D_0 .

Figure 3 shows that an increase in partially backed debt also decreases the probability of repayment although its impact becomes smaller for larger values of D_0 (according to (27) in the case $\phi = 2.66$). In contrast to the unbacked case, Figure 3 shows that an increase in partially backed debt raises the counterfactual repayment probability implying that $\partial q_1 / \partial D_0 > 0$. This finding suggests that an increase in D_0 raises the bailout capacity of the government, and thus increases in D_0 may require the bank to choose higher levels of home bias to deter bailouts.

In the right panel of Figure 2, the solid lines represent the optimal choice of h for two different values of σ . The horizontal dashed lines depict a critical threshold in h and represent the maximal amount of home bias such that a contract with home bias and a commitment to liquidate following bad liquidity shocks is better than a contract with no

home bias and no commitment to liquidate. That is, the critical threshold is the value h such that $V(0, h) = V(1, 0)$.

When D_0 is small or large, the optimal contract has no home bias. When D_0 is small, home bias is not optimal either because the government may enact a bailout for any value of h or because the amount of h required to prevent a bailout is above the critical threshold. When D_0 is large, home bias is not optimal because even when $h = 0$ the government cannot enact a bailout. For intermediate values of D_0 , the optimal contract has $h > 0$ indicating a strictly positive degree of home bias.

When strictly positive home bias is optimal, an increase in debt induces a decline in home bias. The decline in home bias is caused by a reduced ability of the government to raise additional funds to finance a bailout as its initial default probability increases. Note that the probability of liquidation of the bank is increasing in the initial indebtedness of the government. In this sense, public and private default risks are correlated in our model.

Therefore, an *unbacked* increase in government debt leads to a jump in home bias starting from low levels of government debt and then smoothly decreases home bias for high levels of government debt. Moreover, the existence of an optimal level of home bias leads to greater probability of ex post inefficient liquidations of the bank, which may resemble a crisis, and larger ex ante investments in the bank. In particular, as the optimal home bias becomes smaller also the scale of the investment further increases as a consequence of lower fraction of capital invested in domestic public debt holdings.

[Figure 3 about here]

Similar to Figure 2, the right panel of Figure 3 shows that, in the case of an increase in *partially backed* debt, home bias is strictly optimal only for intermediate values of D_0 . However, when D_0 is small, the government is unable to pursue bailouts even when $h = 0$ because T_{\max} is initially too close to D_0 , i.e. the fiscal capacity of the government is

too small relative to the size of the needed bailout when $h = 0$. For large enough D_0 , no home bias is also optimal again either because the government can prevent liquidations via bailouts for all values of h , or because the h required to prevent bailout is above the critical threshold (plotted by the dashed lines in the top right panel of Figure 3). In the intermediate case, we see that a strictly positive degree of home bias is optimal and an increase in D_0 is associated with an increase in home bias. In particular, the higher is the fiscal capacity of the government, the higher is the home bias needed to effectively deter government intervention. Therefore, a *partially backed* increase in government debt may smoothly increase home bias for low levels of government debt and causes home bias to jump downwards at a high enough level of government debt.

3.3 A Decrease in Financial Returns

Here we discuss the impact of an exogenous change in domestic government debt prices. One can interpret this price effect as being driven by a change in the rate of interest earned by the financial agent, which is captured by the parameter σ . Figures 2 and 3 reveal the effect of a decrease in σ from $\sigma = 0.89$ to $\sigma = 0.85$. on home bias of banks for various levels of initial (totally or partially unbacked, respectively) government debt, D_0 . First observe that a reduction in σ causes the region of initial debt levels for which a strictly positive home bias is optimal to shrink. That is, for some levels of initial debt where home bias is optimal for high σ , the decrease in σ leads banks to reduce their home bias to zero. Second, for any level of D_0 such that strictly positive home bias remains optimal, banks increase h in response to a decrease in σ .

Driving these two opposite responses of home bias for different levels of initial government debt are two basic effects of a reduction in σ : i) the reduction increases the ability of the government to enact bailouts by increasing the price of period 1 issues of government debt and ii) the reduction widens the gap between the return on private and public investments. The increased capacity of the government to issue new debt implies

that a greater degree of home bias is required to prevent bailouts leading to an increase in the degree of home bias. The increased spread between public and private assets, however, increases the (ex ante) costs associated with investing in public debt leading to an wider region of initial indebtedness for which home bias is not optimal. Figures 2 and 3 show how these two forces interact.

4 Recent Evidence on Banks' Home Bias in Europe

We have shown that an increase in *unbacked* debt causes home bias decreases; in contrast, an increase in *partially backed* debt causes home bias to increase. For both unbacked and partially backed debt, the price of government debt decreases in equilibrium. Therefore, an increase in home bias is compatible with an increase in the risk premium associated with sovereign debt as was observed during the recent crises in the Euro zone.

In this section, we examine the positive predictions of our theory qualitatively. We argue that our model provides a new interpretation of some of the stylized facts relating to banks' home bias during the recent sovereign debt crises in the Eurozone. Of course, our theory is not the only rationale for the evolution of home bias in the Euro area: we view our theory as providing a first step in developing a careful empirical investigation into the causes of home bias. Nonetheless, there are qualitative aspects of the data that, we believe, our theory can help to interpret. We focus on seven countries during the period 2000-2015: Italy, Spain, France, Germany, Portugal, Ireland and Greece.

On the Existence and Increase of Home Bias. *After the introduction of the Euro currency, home bias declined across Europe until 2008 and these declines are uncorrelated with the level of domestic public debt. Beginning in 2008, home bias exhibits a rapid increase in all countries, except in Greece.*

Figure 4, panels (a) and (b) illustrate two measures from the data on banks' home bias which are closest to the portfolio allocation, h in our model. Panel (a) shows

banks' holdings of home-country sovereign debt as a fraction of banks' holdings of Euro-denominated debt. Panel (b) shows banks' holdings of home-country sovereign debt as a fraction of total assets. Panel (c) depicts how much of domestic sovereign debt is held by domestic banks while Panel (d) depicts debt-to-GDP ratios across Europe.

In Panel (a), we observe a downward trend in home bias across most of Europe. This trend can be rationalized by the introduction of the Euro in 1998, which eliminated two clear advantages domestic debt had over other Euro-area sovereign debt: i) that domestic debt was not subject to exchange rate risk and so may have had greater collateral value in private exchange, and ii) that debt denominated in domestic currency is assigned a zero risk-weight in calculating capital requirements (as well, domestic debt was eligible collateral for exchange with the domestic central bank). During this period, Figure 4 Panel (d) suggests that there was no clear trend in the indebtedness of countries in our sample.

Since 2008 and the beginnings of the European debt crisis, banks' holdings of domestic sovereign debt have increased dramatically across most of Europe. The sharp increase in home bias coincides with the rise in sovereign default risk across Europe as seen in Figure 4 Panel (d). One might have expected banks to further diversify their portfolio holdings of sovereign debt as sovereign credit risk increased with debt-to-GDP ratios. Instead, the data show sovereign credit markets became more segmented as banks increased home bias.

Our model helps to understand not only the existence of home bias but also its positive co-movement with the level of public debt. In our model, an increase in sovereign debt which is partially backed by an increase in tax revenues induces a smooth increase in home bias. This increase happens even in presence of an increase in Sovereign default risk as has been widely documented in literature.

The Cases of Greece, Ireland and Spain. *Since 2008, home bias of Greek banks initially rises and then quickly decreases. In contrast to other countries in Europe, Ireland experienced a large bailout of the financial sector by the domestic government. In Spain the domestic government did not bailout Spanish banks but ultimately these banks received bailout funds from the European Stability Mechanism.*

Our theory predicts that an increase in debt that is unbacked may induce a decrease in home bias rather than an increase. As the Sovereign debt crisis in Greece continued, we observe a large and persistent decline in home bias by Greek banks. Panel (b) of Figure 4 illustrates this contrast.

The political economy rationale of home bias might predict the opposite behavior – that is, as Greek default became more likely (or more severe), one should expect the government to induce Greek banks to acquire more Greek debt in an effort to improve the government’s position in sovereign debt market. Similar predictions might arise from theories of home bias based on an idea of banks’ gambling for redemption – such a theory would predict that home bias should increase when banks are relatively willing to accumulate home-country default risk once their exposure is sufficiently large.

In our model, banks’ home bias aligns the lender’s private interest in mitigating the moral hazard of the bank with the social desire for policies that strengthen the efficiency of the financial sector and reduces the government risk of default induced by bailouts. In an economic union, however, there may be additional bailout authorities besides the domestic Sovereign. Our theory suggests that if an integrated banking system is to minimize both moral hazard of banks and moral hazard of governments (to enact bailouts), these bailout authorities must issue debt.

The recent European crises helps to test the usefulness of home bias as a deterrent to bailouts. Our model suggests that widespread home bias prevented or lowered the frequency of bailouts across much of Europe since 2008. One notable exception, however, is Ireland where the Sovereign was able to sustain a domestic bailout of its banking system

for two years, from September 2008 to November 2010. Figure 4 Panel (a) demonstrates that Ireland is an outlier in our sample as its level of home bias is well below 50 percent over the entire period we study.

It is interesting to contrast the case of Ireland with the case of Spain. Both countries have roughly the same Debt over GDP ratio at the beginning of the crisis. Nevertheless, Large injections to the Spanish financial sector, although desired, were not implemented by the Spanish government. Our model would say that a domestic bailout was difficult because of the high Spanish banks' home bias; in such a case, the internal cost for coming from a larger exposure of the government on financial markets was higher than the benefit of the bailout itself. On the other hand, bailouts were enacted with the support of various financial stability programs implemented by the Eurosystem.¹⁶ While the Eurosystem has spending capacity, in contrast to domestic Sovereigns, it does not issue debt. Therefore, there was no market mechanism which the financial sector could make use of to impose endogenous renegotiation costs on the Eurosystem and prevent these bailouts.

The Spanish experience points out for a broader normative implications of our model. We argue that the inability of the Eurosystem to sustain commitments to not bailout the financial sectors of member countries could increase moral hazard in Europe and decrease the long-run efficiency of these financial sectors. Recently, policymakers have investigated the creation of Eurobonds. Our theory suggests that member countries' banks may have strong incentives to acquire these Eurobonds to strengthen ex ante corporate governance within the financial system. On the one hand, the creation of Eurobonds may improve ex ante efficiency of the financial sector, one the other hand, it might actually make the European financial system appear to be *less* resilient to future adverse financial shocks by limiting the potential scope for ex post interventions. This is an important trade-off behind any optimal design of macro-prudential policies. The risk

¹⁶Specifically, Spain received support from the European Financial Stability Facility (EFSF), the European Stability Mechanism (ESM), and the and European Financial Stabilisation Mechanism (EFSM).

is that designing a policy with a high focus on resolution of crises, could unintentionally increases the likelihood of a crisis.

[Figure 4 about here]

5 Conclusion

This paper has formalized the idea that home bias can deter domestic bailouts. We explored the implications of this channel in a model where domestic banks have private incentives to acquire domestic sovereign debt in favor of foreign sovereign debt or other productive, private investments resembling a home bias for domestic sovereign debt. In such environment, banks' home bias is not only privately valuable but is socially valuable as well. Our theory helps shed light on banks home bias through Europe over the period 2000-2015 and provides a natural starting point for a positive and normative investigation into the trade-offs involved with banks' home bias.

References

- ACHARYA, V. V., I. DRECHSLER, AND P. SCHNABL (2014): "A Pyrrhic Victory? - Bank Bailouts and Sovereign Credit Risk," *The Journal of Finance*, 69, 2689–2739. 5
- ACHARYA, V. V. AND S. STEFFEN (2013): "The "Greatest" Carry Trade Ever? Understanding Eurozone Bank Risks," CEPR Discussion Papers 9432, C.E.P.R. Discussion Papers. 6
- ASONUMA, T., S. BAKHACHE, AND H. HESSE (2015): "Is Banks' Home Bias Good or Bad for Public Debt Sustainability?" IMF Working Papers 15/44, International Monetary Fund. 2

- BATTISTINI, N., M. PAGANO, AND S. SIMONELLI (2013): “Systemic Risk and Home Bias in the Euro Area,” *European Economy - Economic Papers* 494, Directorate General Economic and Financial Affairs (DG ECFIN), European Commission. 5
- BRONER, F., A. ERCE, A. MARTIN, AND J. VENTURA (2014): “Sovereign debt markets in turbulent times: Creditor discrimination and crowding-out effects,” *Journal of Monetary Economics*, 61, 114–142. 2
- BRONER, F., A. MARTIN, AND J. VENTURA (2010): “Sovereign Risk and Secondary Markets,” *American Economic Review*, 100, 1523–55. 2
- CALOMIRIS, C. W. AND C. M. KAHN (1991): “The Role of Demandable Debt in Structuring Optimal Banking Arrangements,” *American Economic Review*, 81, 497–513. 3
- CHARI, V., A. DOVIS, AND P. J. KEHOE (2014): “On the Optimality of Financial Repression,” *unpublished*. 2, 4
- CHARI, V. AND P. J. KEHOE (2013): “Bailouts, Time Inconsistency, and Optimal Regulation,” NBER Working Papers 19192, National Bureau of Economic Research, Inc. 4
- DIAMOND, D. AND R. RAJAN (2001): “Liquidity risk, liquidity creation, and financial fragility: A theory of banking,” *Journal of Political Economy*, 109, 287–327. 3
- DIAMOND, D. W. AND P. H. DYBVIK (1983): “Bank Runs, Deposit Insurance, and Liquidity,” *Journal of Political Economy*, 91, 401–19. 15
- FARHI, E. AND J. TIROLE (2012): “Collective Moral Hazard, Maturity Mismatch, and Systemic Bailouts,” *American Economic Review*, 102, 60–93. 4, 7
- GENNAIOLI, N., A. MARTIN, AND S. ROSSI (2014): “Sovereign Default, Domestic Banks, and Financial Institutions,” *Journal of Finance*, 69, 819–866. 5
- GILCHRIST, S. AND B. MOJON (2014): “Credit Risk in the Euro Area,” NBER Working Papers 20041, National Bureau of Economic Research, Inc. 6

- GUEMBEL, A. AND O. SUSSMAN (2009): “Sovereign Debt without Default Penalties,” *Review of Economic Studies*, 76, 1297–1320. 2
- HOLMSTROM, B. AND J. TIROLE (1998): “Private and Public Supply of Liquidity,” *Journal of Political Economy*, 106, 1–40. 3, 7, 9, 11, 12, 14
- KAHN, C. M. AND J. A. SANTOS (2015): “Towards Time-Consistency in Bank Regulation,” *unpublished*. 4
- MENGUS, E. (2014): “Honoring Sovereign Debt or Bailing Out Domestic Residents: A Theory of Internal Costs of Default,” *Banque de France Working Papers*, n. 480. 2
- COMMITTEE ON THE GLOBAL FINANCIAL SYSTEM (2011): “The impact of sovereign credit risk on bank funding conditions,” *CGFS Papers*, 2011. 6
- EUROPEAN SYSTEMIC RISK BOARD (2015): “Report on the regulatory treatment of sovereign exposures,” March 2015. 6
- UHLIG, H. (2013): “Sovereign Default Risk and Banks in a Monetary Union,” NBER Working Papers 19343, National Bureau of Economic Research, Inc. 2, 4
- ZETLIN-JONES, A. (2014): “Efficient Financial Crises,” *unpublished*. 7, 9

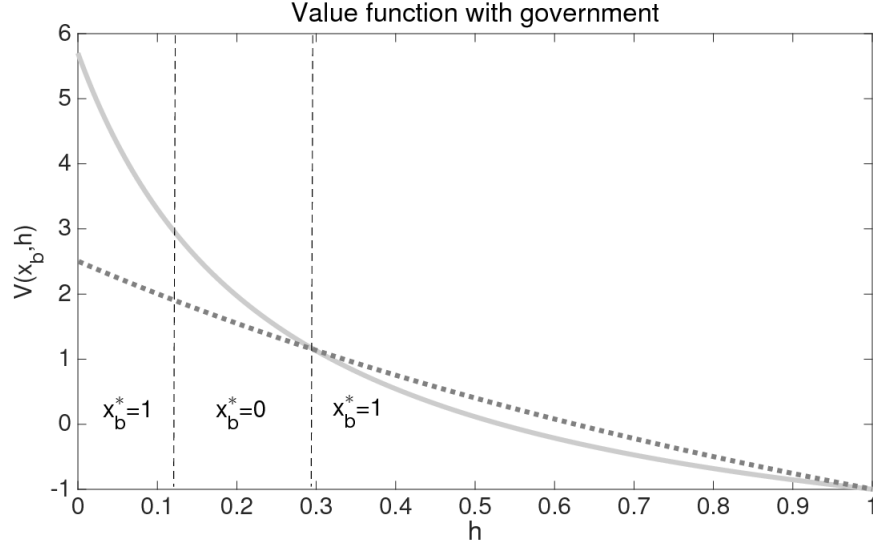


Figure 1: Value function to bank associated with different continuation policies. The case $x_b = 0$ and $x_b = 1$ are denoted respectively by a solid and a dashed line. Vertical dashed lines identify ranges of h associated with the same optimal continuation policy x_b^* .

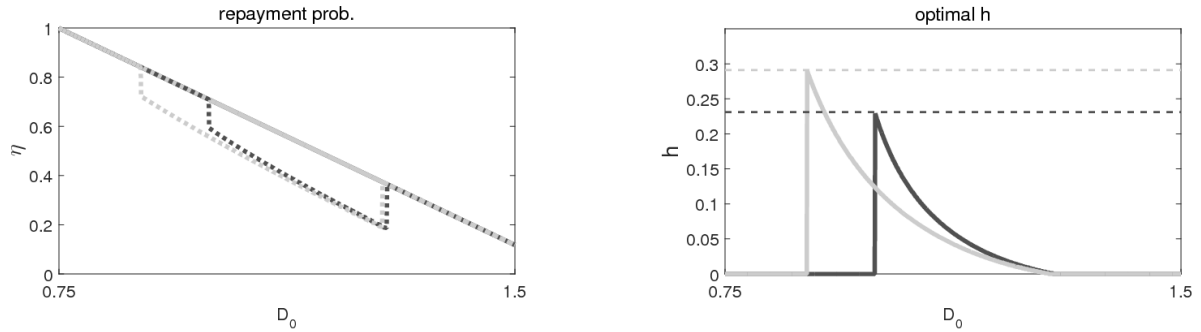


Figure 2: The effect of an increase in the initial stock of debt D_0 on repayment probability and optimal home bias in the case of unbacked debt ($\phi = 0$) for different financial return rate: $\sigma = 0.89$ in light gray and $\sigma = 0.85$ in dark gray. Dotted lines denote counterfactual changes in repayment probability. Dashed lines denote the maximal home bias compatible with profit maximization. Calibration: $p_h = 0.9$, $\rho_1 = 1.3$, $B = 0.2$, $\rho_0 = 1.1$, $\rho_b = 0.5$, $\kappa = \rho_0 - \rho_b + 0.01$, $A = 0.1$, $T_{\max} = 1.6$, $T_{\min} = 0.75$. The calibration satisfies Assumption 1-4

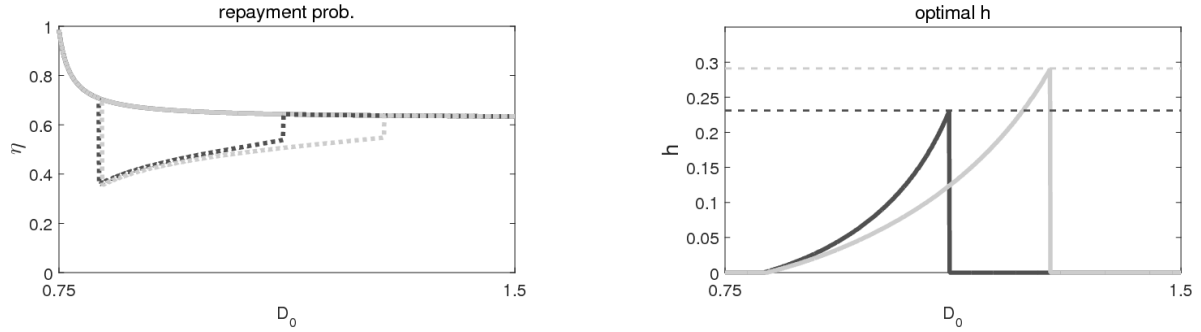
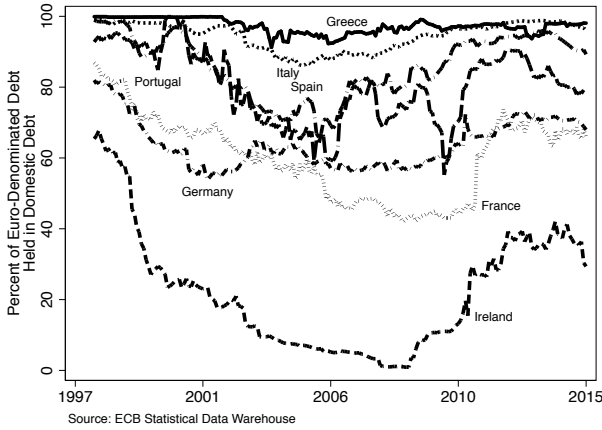
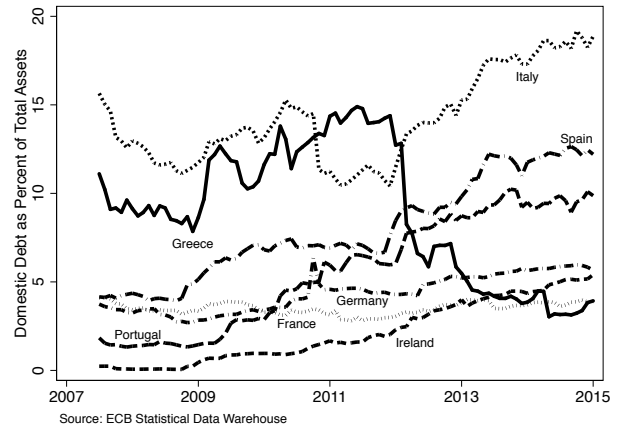


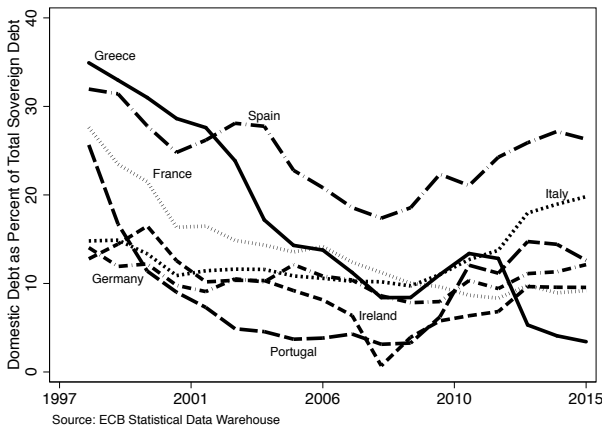
Figure 3: The effect of an increase in the initial stock of debt D_0 on repayment probability and optimal home bias in the case of partially backed debt ($\phi = 2/0.66$) for different financial return rate: $\sigma = 0.89$ in light gray and $\sigma = 0.85$ in dark gray. Dotted lines denote counterfactual changes in repayment probability. Dashed lines denote the maximal home bias compatible with profit maximization. Calibration: $p_h = 0.9$, $\rho_1 = 1.3$, $B = 0.2$, $\rho_0 = 1.1$, $\rho_b = 0.5$, $\kappa = \rho_0 - \rho_b + 0.01$, $A = 0.1$, $T_{\min} = 0.75$, $\underline{I} = -1.2$ and $\phi = 2.66$. The calibration satisfies Assumption 1-4



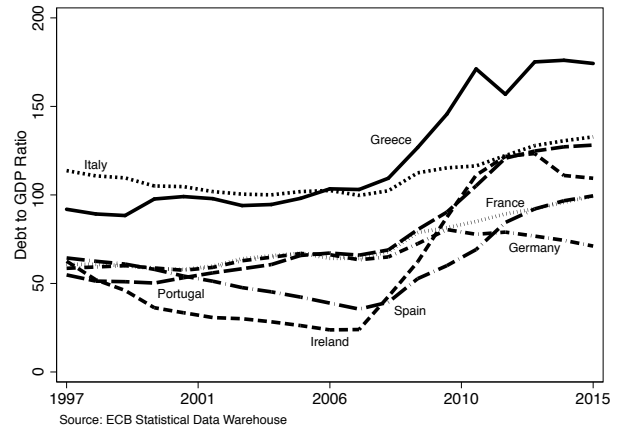
(a)



(b)



(c)



(d)

Figure 4: a) European Banks' Home Bias, measured as the ratio of domestic sovereign debt relative to all euro-denominated sovereign debt held by domestic banks; b) Banks holding of domestic sovereign vs banks total assets (2007-2014); c) Banks holdings of domestic sovereign vs total sovereign debt; d) European Public Debt vs GDP.